

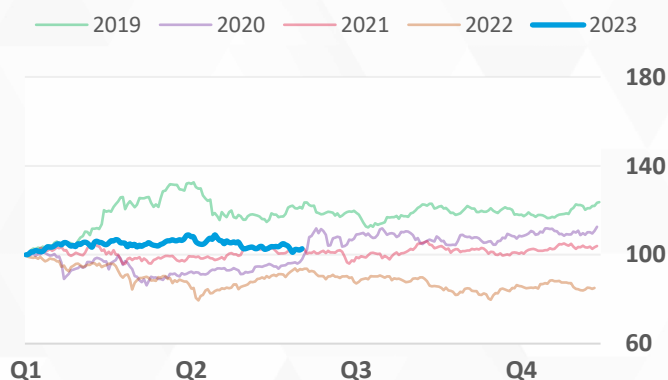
INDICES

DATA AS OF
30 JUNE 2023

INDEX	CLOSE	CHANGE, %			INDEX
		± IN MONTH	± 2023 YTD	± IN 2022	
SHCOMP SSE Composite	3 202.06	-0.1%	+3.7%	-15.1%	11.62
STAR 50 SSE Star Market	1 005.15	-4.6%	+4.7%	-31.3%	39.95
SZI SZSE Component	11 026.59	+2.2%	+0.1%	-25.9%	24.03
ChiNext SZSE ChiNext	2 215.00	+1.0%	-5.6%	-29.4%	36.76
SHSZ300 CSI 300	3 842.45	+1.2%	-0.8%	-21.6%	11.50
HSI HKEx Hang Seng	18 916.43	+3.7%	-4.4%	-15.5%	11.55

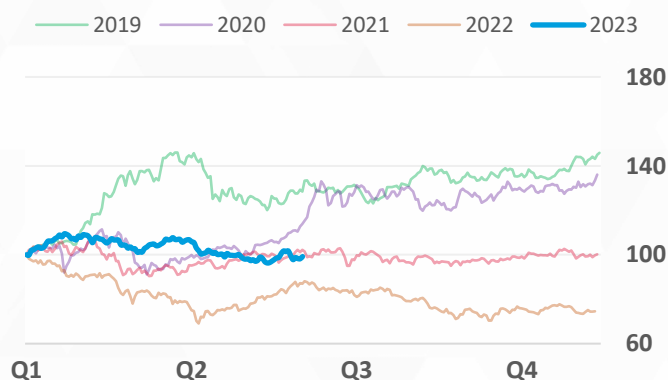
SHCOMP

SSE Composite, dynamics starting 01 January



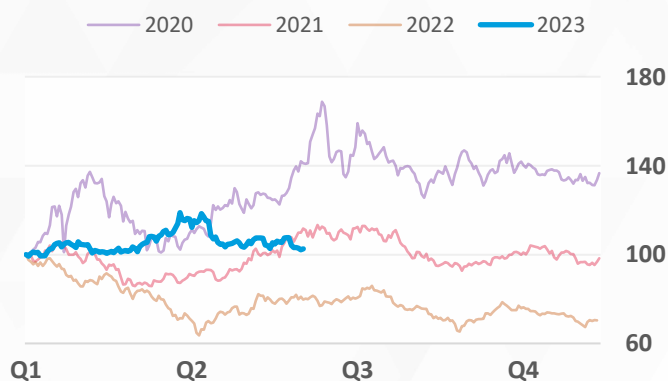
SZI

SZSE Component, dynamics starting 01 January



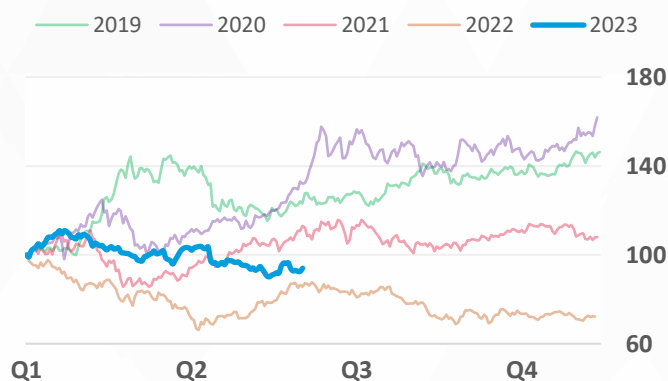
STAR 50

Star Market Index, dynamics starting 01 January



ChiNext

SZSE ChiNext, dynamics starting 01 January



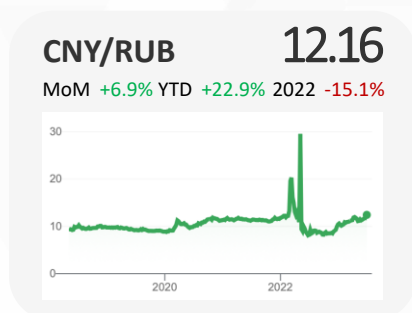
EXCHANGES

DATA AS OF 30 JUNE 2023
TURNOVER IN JUNE 2023

BOARDS	MKT CAP USD TRLN	AVG DAILY TRNVR OVER MONTH, USD BN ± MoM OVER 2022 AVG	NUMBER OF LISTED		IPOs	
			COMPANIES	STOCKS	2023 YTD	2022
SSE Shanghai Stock Exchange	6.83	54.2 -7.0% -8.3%	2 226	2 265	62	154
MAIN BOARD	5.90	43.2 -10.7% -16.6%	1 684	1 723	21	31
STAR MARKET	0.93	11.0 +11.2% +50.5%	542	542	41	123
SZSE Shanghai Stock Exchange	4.69	78.9 +8.3% +0.1%	2 805	2 840	64	190
MAIN BOARD	3.00	42.7 +10.2% -16.3%	1 523	1 558	14	40
CHINEXT	1.69	36.2 +6.1% +30.3%	1 282	1 282	50	150
BSE Beijing Stock Exchange	0.04	0.2 -21.2% +84.6%	207	207	42	83
TOTAL	11.56	133.3 +1.4% -3.4%	5 238	5 312	168	427

CURRENCY

DATA AS OF
30 JUNE 2023



BONDS

DATA AS OF
30 JUNE 2023

CATEGORY	YIELD AND CHANGE OVER LAST MONTH				PBOC (CENTRAL BANK) BASE RATE
	3-MONTHS	1-YEAR	5-YEAR	10-YEAR	
Government bonds	1.5845% -0.1306	1.8805% -0.0971	2.4242% -0.0523	2.6315% -0.0573	expectations: ↓ 3.55% from 20.06.2023 PREVIOUSLY 3.65% from 22.08.2022
AAA, spread / ± MoM	0.6783% 0.1760	0.5875% 0.0992	0.6201% 0.0154	0.6475% 0.0183	
AA+, spread / ± MoM	0.7773% 0.1660	0.6853% 0.0892	0.9334% 0.1154	0.9873% 0.0382	

DATA AS OF
30 JUNE 2023


P/E BY INDUSTRY

INDUSTRY	total shares	SSE		SZSE AVERAGE P/E			
		AVERAGE P/E	± MoM 2023 YTD	MAIN BOARD	CHINEXT		
				± MoM 2023 YTD	± MoM 2023 YTD		
AGRICULTURE AND TIMBER	48	48.79	16 +1.5% -7.9%	16.56	22 +3.8% -71.0%	20.89	10 +6.2% -25.8%
MINING	81	9.13	52 +1.2% -14.8%	10.48	24 -5.0% -9.0%	159.45	5 +1.3% +125.8%
MANUFACTURING	3 341	24.95	1 411 +2.3% +4.5%	21.13	1 033 +3.8% +8.3%	33.30	897 +2.6% -3.6%
UTILITIES	134	20.61	81 -2.4% +1.2%	21.32	50 +0.2% +4.3%	22.83	3 -3.0% +1.5%
CONSTRUCTION	110	7.75	54 -3.0% +10.1%	16.85	44 +0.5% +28.7%	57.32	12 +2.0% -2.9%
WHOLESALE & RETAIL TRADE	194	14.39	98 -0.6% +3.8%	20.54	68 -0.4% -3.6%	41.18	28 -2.3% +11.5%
TRANSPORT	114	6.80	76 -2.0% -27.1%	20.94	35 -2.7% -10.1%	18.44	3 -3.9% +5.7%
HOTELS & CATERING	8	218.41	4 -7.6% -28.3%	---	3 --- ---	236.31	1 +0.6% -18.7%
INFORMATION TECHNOLOGY	416	39.37	146 -0.9% +27.6%	52.11	86 +1.2% +3.7%	68.35	184 -5.6% +50.7%
FINANCIALS	127	6.42	87 -2.1% +3.4%	9.82	37 -2.6% -8.8%	33.27	3 +3.3% +12.0%
REAL ESTATE	112	13.25	57 +0.5% +35.9%	11.93	54 +0.5% -15.2%	35.93	1 +6.1% -14.0%
BUSINESS SERVICES	67	28.53	20 -6.4% -10.3%	29.13	31 +1.6% +30.9%	47.44	16 +4.1% +27.7%
RESEARCH & DEVELOPMENT	107	27.54	40 -4.0% -37.0%	33.72	12 +7.1% +10.7%	36.44	55 -4.2% +4.6%
ENVIRONMENTAL PROTECTION	97	16.00	34 -0.9% -9.0%	22.32	26 -2.0% +18.6%	23.81	37 -3.3% -2.6%
EDUCATION	12	28.89	5 +5.7% -17.9%	46.34	5 -2.1% +19.4%	33.78	2 -1.8% ---
PUBLIC HEALTH	16	19.26	2 --- ---	86.85	6 -5.6% +190.7%	55.41	8 -10.4% +15.2%
MEDIA AND CULTURE	63	22.13	31 +4.2% +46.9%	26.02	16 -1.1% +18.1%	50.63	16 +3.0% +58.1%
CONGLOMERATES	13	12.79	7 -40.3% -63.1%	23.82	6 +1.0% -22.8%	---	
AVERAGE FOR EXCHANGE		11.62	+0.3% -0.4%	24.03	+2.0% +2.5%		



GROWTH LEADERS

DATA AS OF
30 JUNE 2023

STOCK CODE	COMPANY NAME		DYNAMICS		
			CLOSE, CNY	OVER MONTH	2023 YTD
SSE – SHANGHAI STOCK EXCHANGE					
603767	中马传动	Zhejiang Zomax Transmission	15.46	116.53%	115.92%
603042	华脉科技	Nanjing Huamai Technology	25.16	94.44%	173.78%
SZSE – SHENZHEN STOCK EXCHANGE					
000936	华西股份	Jiangsu Huaxicun	13.90	91.72%	173.62%
300503	昊志机电	Guangzhou Haozhi Industrial	19.87	87.45%	143.21%



MOST DECLINED

DATA AS OF
30 JUNE 2023

STOCK CODE	COMPANY NAME		DYNAMICS		
			CLOSE, CNY	OVER MONTH	2023 YTD
SSE – SHANGHAI STOCK EXCHANGE					
688086	退市紫晶	Amethystum Storage Technology	0.64	-73.55%	-73.66%
688555	退市泽达	Essence Information Technology	1.12	-72.95%	-71.06%
SZSE – SHENZHEN STOCK EXCHANGE					
300526	中潜退	China Dive	0.76	-83.66%	-93.98%
000038	大通退	Shenzhen Capstone Industrial	0.61	-82.22%	-85.34%



DISCLAIMER

The information contained in this document cannot be considered as a public offering, solicitation or invitation to purchase or dispose of any securities, other financial instruments, or to execute any transactions therewith. The above information is not a promotion of any securities or financial market opportunities and cannot be considered as a guarantee or promise of future returns, risk levels, costs or any other investment performance. Past performance of investments does not determine or indicate any future performance. You should evaluate all relevant risks and rewards, tax, legal and other potential consequences of entering any transaction, as well as your personal willingness to accept such risks prior to making any investment decision. All information in this document is published solely for information purposes. Caderus Broker Ltd has reason to believe that all the above information is valid as of the date of publication, however Caderus Broker Ltd cannot and does not accept any responsibility for any possible losses or damages directly or indirectly related to the use of this information.